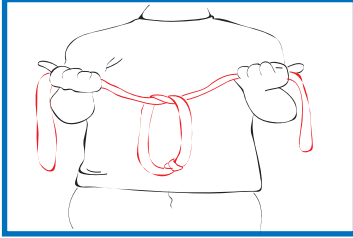


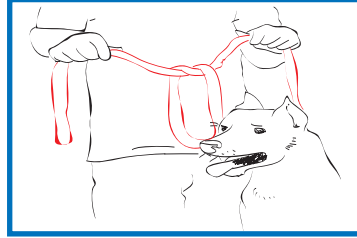
Pet First Aid

Muzzle Application

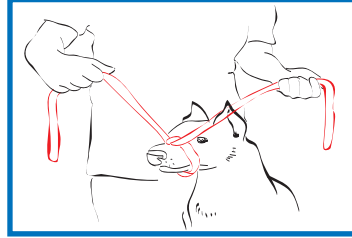
DO NOT muzzle an animal that is having trouble breathing, unconscious, vomiting, or has a visible jaw or facial trauma.



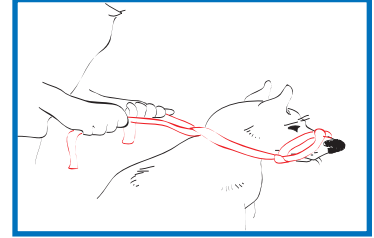
Using a leash, belt, tie, panty hose, ace bandage or any available material make it into a loop.



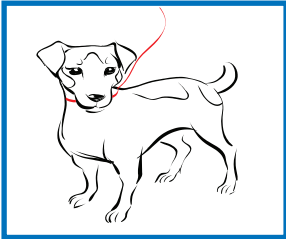
Loop the item around the center of the animal's jaws just above nose. Tie a half-knot above upper jaw.



Make several additional loops around jaws.




Bring the two remaining loose ends behind the ears from under the chin and tie them together securely in a bow knot.



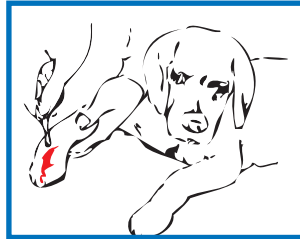
Vital Signs - Dogs

Temperature 100 F-102.5 F
Respiration 10-30 per min.
Heart Rate 60-120 per min.
Avg. Gestation 63 days



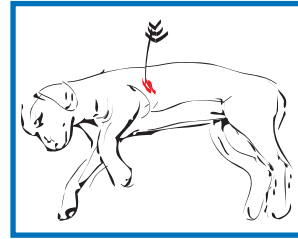
Vital Signs - Cats

Temperature 99°F-102.5°F
Respiration 10-32 per min.
Heart Rate 120-180 per min.
Avg. Gestation 63 days



Bleeding

- 1) Apply direct pressure with a clean sterile dressing.
- 2) Bandage wound with overlapping layers. If the blood soaks through, do not remove; place another layer of dressing on top.
- 3) **Call VET**, for any injury that requires bandaging.




Embedded Object

- 1) **DO NOT** remove anything embedded in the body.
- 2) Bandage around the object.
- 3) Maintain near as normal body temperature.
- 4) **Transport to vet.**




Burns

- 1) Stop the burning.
- 2) Cool with running water.
- 3) Cover 2nd & 3rd degree burns with a clean sterile dressing.
- 4) **Do not** apply ice.
- 5) **Do not** apply water to a 2nd or 3rd degree burn.
- 6) Maintain near as normal body temperature.
- 7) **Transport to vet.**




Poisoning

- 1) Vomiting, strange odor, diarrhea, shock, red eyes, tremors, seizures, bleeding.
- 2) **Call VET**, then call poison control, **1-800-222-1222**, with as much information about the animal and the poison as possible.




Seizures/Convulsions

- 1) Clear away all objects that may cause injury.
- 2) Protect the head.
- 3) Do not attempt to restrain the animal or stick anything in the animal's mouth.
- 4) If needed clean soiled pet.
- 5) **Call VET** and describe the seizure, length and how many pet has had.



Shock

- 1) Restlessness, anxiety, change in responsiveness, tongue or gums appear grey.
- 2) Open airway, perform rescue breathing if needed.
- 3) Control bleeding, if any.
- 4) Maintain near as normal body temperature.
- 5) Try to soothe and relax pet.
- 6) **Transport to vet.**



Heat Exhaustion

- 1) Rapid panting, high heart rate, red gums, vomiting.
- 2) Get the animal away from the heat source.
- 3) Cool the animal by wetting coat and applying cool wet cloths to the groin, armpits and neck.
- 4) **Transport to vet.**



Cold Related Illness

- 1) Get the animal out of the cold environment.
- 2) **DO NOT** rub any area affected with frostbite.
- 3) Apply blankets, warm water, heat, jacket, etc.
- 4) **Transport to vet.**